

Ice Drilling Program

LONG RANGE DRILLING TECHNOLOGY PLAN



June 30, 2022



Sponsor: National Science Foundation

Contents

1.0	INTRODUCTION	4
2.0	ICE AND ROCK DRILLING SYSTEMS AND TECHNOLOGIES	6
	Chipmunk Drill.....	7
	Hand Augers	8
	Sidewinder	9
	Prairie Dog.....	10
	Stampfli Drill.....	11
	Blue Ice Drill (BID)	12
	Badger-Eclipse Drill	13
	4-Inch Drill	14
	Electrothermal Drill	15
	Foro 400 Drill.....	16
	Small Hot Water Drill	17
	Rapid Air Movement (RAM) Drill	18
	Agile Sub-Ice Geological (ASIG) Drill.....	19
	Winkie Drill.....	20
	Sediment Laden Lake Ice Drill (SLLID)	21
	700 M Drill.....	22
	Foro 1650 Drill.....	23
	Foro 3000 Drill.....	24
	BASE (Basal Access and Subglacial Exploration) Drill	25
	Scalable Hot Water Drill (SchWD).....	26
	Rapid Access Ice Drill (RAID)	27
	Logging Winches	29
3.0	AUXILIARY EQUIPMENT	31
	Mast Anchored, Suspended & Tensioned (MAST) Tents	31
	Cargo Ramp	31
4.0	SYSTEM DECOMMISSIONING.....	31

Items Recently Decommissioned	32
Items Slated for Decommissioning	32
Deep Ice Sheet Coring (DISC) Drill	32
Replicate Coring	33
Items Previously Decommissioned	34
5.0 DRILLING FLUID	35
6.0 RESPONSES TO TECHNOLOGY PRIORITIES FROM THE LONG RANGE SCIENCE PLAN 2022-2032 ...	39
7.0 FIELD SUPPORT OF SCIENCE PROJECTS	45
8.0 EXPENDITURES	45
9.0 CUTTING EDGE TECHNOLOGY OPPORTUNITIES	46
10.0 ACRONYMS	49
Appendix 1 – Long Range Project Schedule	51
Appendix 2 – Current Estimated Budgets for Development and Maintenance & Upgrade Work	52

Cover photos: (upper left) Electrical Engineers test the Foro 3000 Drill electronics at the IDP Warehouse in Madison, WI (photo credit: Jay Johnson); (upper right) Attaching flights to the new Foro 3000 core barrel (photo credit: Jay Johnson); (lower right) Borehole casing welding tests using a fusion welder in a -40°C freezer at the UW-Madison Physical Sciences Lab (photo credit: Kristina Slawny); (lower left) A clear instrument section tube made to observe performance of Foro 3000 circuit boards during drill system electronics testing (photo credit: Jay Johnson).

1.0 INTRODUCTION

The U.S. Ice Drilling Program (IDP) Long Range Science Plan lays out recommended directions for U.S. ice coring and drilling science. This companion Long Range Drilling Technology Plan addresses the IDP drills and technologies needed for implementation of the Long Range Science Plan. Much of the equipment mentioned is already being developed or maintained by IDP as part of its inventory of NSF equipment. This plan also describes the latest development projects at IDP and discusses potential technologies that could have positive impacts on NSF-funded science programs, if pursued. Finally, this plan briefly addresses the funding allocated for its implementation during the current Program Year (PY).

Highlights/Changes for this 2022-2032 Update:

Additions:

- BASE Drill – Added a section describing discussions between the NSF, IDP and community scientists regarding the planned development of the Basal Access and Subglacial Exploration (BASE) Drill for collection of sub-glacial rock samples beneath 200 m of ice.

Deletions:

- Removed mention of the IceCube Logging Winch. Nearly a decade ago, transfer of the IceCube winch to IDP was discussed. Since that time, the winch has been used by the University of Nebraska-Lincoln with the Clean Hot Water Drill System. IDP has other winches available in inventory to assist investigators with deployment of their borehole logging tools.

The high priority tasks and investments identified by the IDP Science Advisory Board (SAB) are shown below as listed in the U.S. Ice Drilling Program Long Range Science Plan 2022-2032.

Recommended Technology Investments

The following investments in drilling technologies are needed to accomplish science goals planned for the next decade. Investments prioritized by time (but not prioritized within each Priority level), from consensus of the IDP Science Advisory Board as described in the IDP Long Range Science Plan, include:

Priority 1 (needed this year):

- Maintain and upgrade agile equipment in inventory, including: Hand Augers, Sidewinders, the Foro 400 Drill, the 4" Electromechanical Drills, the 3" Electrothermal Drill, the 3.25" Badger-Eclipse Drills, the Stampfli Drill, Logging Winches, the Small Hot Water Drills, the Blue Ice Drill, the Prairie Dog, the Agile Sub-Ice Geological Drill (ASIG), the Rapid Air Movement Drill (RAM) Drill, and the Winkie Drills.
- Acquire, develop, or adapt a drill rig with increased agility and safety for retrieving rock core from beneath 200 m of ice.
- Develop the Conceptual Design for collecting a small amount (10 cm - 1 m) of sub-ice rock using an intermediate or deep ice core drill in a fluid filled hole, for example the Foro 3000 Drill.
- Continue construction of the 700 Drill.

- Develop the updated IDP Conceptual Design and Detailed Design for a clean Scalable Hot Water Drill that minimizes its logistical footprint including fuel supply.
- Investigate a lighter weight source of power to replace generators for drilling systems, in order to ease demand on logistics, including renewable energy.
- Finish building a second Blue Ice Drill for wide-diameter drilling to 200 m.
- Finish the Conceptual Design and begin the Detailed Design for replicate coring for the Foro 3000 Drill.
- Develop the Detailed Design for a clean hot water basal ice coring mechanism for a hot water drill.
- Evaluate options for new drilling fluids for future ice and rock drilling projects.

Priority 2 (needed within the next three years):

- Build a Scalable Hot Water Access drill for creating access holes in ice that has modular capability for clean access.
- Investigate improving ice core quality (drilling fluid or other mechanisms) for drills used in Blue Ice Sites, e.g. FORO 400 and BID.
- Identify procurement source and cost for potential purchase of a rapid hole qualifier (temperature and caliper) for field scientist use in borehole logging applications.
- Resolve deep logging winch electrical noise issues.
- Establish the IDP Science Requirements for identification and planning of borehole maintenance and fluid maintenance over time.
- Establish the IDP Science Requirements for removing (or lowering) drilling fluid from a borehole (for example for freezing in a sensor).

Priority 3 (needed within three to five years):

- Continue investigation and modifications of the RAM 2 Drill to achieve the 100 m depth goal reflected in the system Science Requirements.
- Establish the Science Requirements for retrieving sidewall ice samples at specific depths in an existing borehole without using an ice coring drill.
- Create a feasibility paper for using shallow drill fluid columns for ice coring.

IDP will address these priorities through the maintenance and modification of equipment already in its inventory, by developing or procuring new equipment, or through iterative discussion with the science community. The equipment involved in meeting these priorities is addressed in the following sections. Following that, the list of priorities is revisited with details of how IDP is addressing them.

2.0 ICE AND ROCK DRILLING SYSTEMS AND TECHNOLOGIES

Important technical aspects of ice and rock drilling equipment are its performance characteristics including its transportability (i.e. weight, size), its condition, and the availability of documentation such as component specifications, fabrication drawings, operating instructions and maintenance manuals, etc. Major component inter-changeability and logistical agility is now a major design goal of all new and refurbished drills. IDP follows rigorous documentation procedures throughout the design, fabrication, testing and deployment of equipment. This allows IDP to better maintain the equipment, and also allows IDP to undertake modifications that improve the equipment's performance and, hence, its usefulness to the scientific investigators.

One of the guiding principles for development of drilling technology expressed in the U.S. Ice Drilling Program Long Range Science Plan 2022-2032 prescribes that *“Major drilling systems (e.g. sondes, winches, control and other major electronics systems) should be fungible to the maximum extent possible. Major component inter-changeability and logistical agility should be essential deliverables for all new drilling technology projects.”* IDP has made recent strides in this area by envisioning and initiating fabrication of the Foro Drill series. Through the design of similar drill systems with varying depth capabilities and the implementation of interchangeable components, IDP is committed to pursuing the efficient deployment of systems, a reduction in the level of logistics required, and lower overall design and maintenance costs. Some of these systems, such as the Foro 400, will replace aging drills that are past their useful life (e.g. 4-Inch Drill), while others like the Foro 3000 will dramatically decrease the amount of logistics required to collect cores to a certain depth. Finally, others will fill a void where capability does not currently exist but is highly desired by the science community (e.g. 700 Drill).

The following sections provide a brief history of each piece of equipment in the IDP inventory, outline the current status of each system, note any technical issues with the equipment and outline plans for the near future.

Chipmunk Drill

The Chipmunk Drill is a hand-held, motor driven drill that collects 41 mm (1.6-inch) diameter cores in solid ice. It has two barrels, one 15 cm long and one 50 cm long. The drill was first used for a funded project (for which it was designed) at Pakitsiq, West Greenland, in 2003 and 2004. It was later used for exploratory work at the South Pole in 2013 and for several demonstrations of ice coring for the public in the U.S. More recently, the drill was used to collect shallow cores in the Sierra Nevada range in fall 2021, and is slated for use in Wyoming in fall 2022. During winter/spring 2022, the drill was used by an investigator at UW-Madison for testing highly strained ice created in a campus lab.



Photo credit: Joe McConnell, DRI

Current Status

The drill is functional, and minor improvements were made in late 2021. The coupler on the top of the longer barrel was turned down to allow it to fit inside the borehole. Chip windows like those on the short barrel were added to the long barrel, and the drive adapter was re-designed and simplified. Couplers are being redesigned for use with both the current barrels and for adaptation of an off-the-shelf barrel, such as a barrel from the Stampfli Drill. The two systems would then use interchangeable heads and cutters designed by IDP, thereby standardizing parts inventory, and reducing maintenance costs. In 2022, IDP plans to cut a damaged Stampfli barrel down to size for testing by a science team in the Wyoming in fall 2022. Additional improvements are needed to optimize performance, with several planned for completion in PY 2023.

Technical Issues

Better drive adapter attachment methods are needed and are currently under design. The two drill barrels have different cutter attachment styles and should be standardized. Few drawings exist for the original design, but drawings are being completed for any newly designed parts.

Plans

1. Implement new drive adaptors – PY 2022.
2. Test operation with a Stampfli barrel – PY 2022.
3. Purchase/fabricate a second Stampfli barrel – PY 2023
4. Fabricate cutter head assemblies for use with the Stampfli barrels – PY 2023
5. Decommission specific Chipmunk Drill components – To follow successful implementation of the new barrels.

Hand Augers

The hand auger is the most basic of the mechanical drills and is driven from the surface by extensions that are added as drilling proceeds into the ice. IDP primarily deploys two types of hand augers: SIPRE (3-inch core) and IDDO (3 and 4-inch cores). The SIPRE system takes half-meter cores, while the IDDO systems can be configured to take either half-meter or one-meter cores. IDP also has two remaining PICO 3-inch hand auger kits in inventory, which are occasionally requested for drilling in blue ice.



Much of the PICO equipment has aged beyond its useful life and several PICO drill kits were decommissioned in early 2022. The maximum depth to which hand augers can be used without power assistance (see Sidewinder section) is approximately 20 m. Hand augers are typically operated by investigators without assistance from IDP equipment operators.

Current Status

Hand augers are individually packed and assigned to investigators, depending on project needs. Augers for users traveling through McMurdo Station are individually packed by IDP and sent to the BFC (Berg Field Center) for distribution to the specified field project. Drills for use elsewhere are shipped directly to the individual investigators or to the field sites. IDP maintains eight copies of the 3-inch IDDO hand auger, three copies of the 4-inch IDDO hand auger and nine copies of the SIPRE hand auger.

Technical Issues

In 2019, an issue with cutter head fatigue and failure was witnessed during two field projects in Greenland. IDP is now fabricating cutter heads out of stainless steel instead of aluminum.

The PICO hand augers employed carbide cutters to enable drilling through very small pebbles or dirty, silty or sandy ice. Carbide cutters were designed for the IDDO hand augers in 2021 and are being procured in 2022.

Plans

1. Improve hand augers based on feedback from users – Ongoing.
2. Fabricate steel cutter heads for all IDDO hand auger kits – PY 2022.
3. Fabricate carbide cutters for IDDO hand auger kits – PY 2022.
4. Maintain hand auger inventory – Ongoing.
5. Improve documentation – Ongoing.

Sidewinder

The Sidewinder is not a drill but is a drive/lifting system used in conjunction with the hand augers. It is driven by an electric motor (power hand drill) and a winching system to help in both lowering and retrieving the drill string. The power hand drill is also used to spin the hand auger barrel during drilling. The Sidewinder extends the maximum practical depth of coring with a hand auger to about 40 m.



Like the hand augers, the Sidewinders are typically operated by investigators without assistance from IDP equipment operators.

Current Status

Five working systems are available, but many parts are aging, and the design should be optimized to increase robustness, decrease weight and improve safety during use. In early 2022, IDP reviewed a preliminary concept that proposes to incorporate a cordless drill, an off-the-shelf bicycle disc brake to assist with controlled descent, a bicycle style parking brake, smaller cord size and spool and safety improvements. The redesign also seeks to reduce Sidewinder system weight from 128 lbs. to approximately 50 lbs. IDP plans to build a prototype of this new design in PY 2023. The prototype would be tested before it would be sent into the field for use by a science team.

Technical Issues

An assessment of the units by IDP engineers in PY 2018 showed that the cleat setup could pose a personnel safety hazard. The cleat components were also integrated with the braking system of the unit. In PY 2018, IDP completed minor modifications to the locking brake components and removed the cleats from the stem. Performance in the field, however, was inadequate. Field team feedback noted the nylon disks that replaced the cleats were inadequate and were more difficult to use. The new brake also experienced a failure, and the new braking technique proved to be slower than with the original configuration. In 2019, IDP conducted a thorough analysis of all Sidewinder components. The prototype brake and nylon disks have been removed from service and all systems are back in the original configuration. IDP also purchased a Kovacs Sidewinder for testing. During testing, the Kovacs system did not appear to have enough gear reduction to hold the weight of the auger stem. Concerns with the braking system were also witnessed with both the Kovacs and IDP units.

Plans

1. Maintain Sidewinder systems – Ongoing.
2. Build and test a prototype based on the IDP redesign – PY 2023.
3. Improve documentation, potentially adding a training video – Contingent upon available budget.

Prairie Dog

A modification of the hand auger, the Prairie Dog includes a stationary outer barrel that allows operations in solid ice as well as firn. The depth limit is approximately 40 m (with a Sidewinder). The system is commonly used in warm ice conditions where the two-barrel design aides in chip transport during coring. The system was used in both Wyoming and Montana in 2013 for ice patch coring and again near the Wyoming/Montana border in 2016 and 2018.

Current Status

The drill system is complete and is ready for issue. The Prairie Dog is typically operated by one IDP equipment operator with assistance from the science team.



Technical Issues

During operation in Wyoming/Montana in 2018, a drive stem broke on the Prairie Dog anti-torque section, suspending drilling for the short nine-day project. IDP subsequently completed a Finite Element Analysis (FEA) study on the aluminum shaft, essentially reproducing the failure. The aluminum part was re-fabricated from hardened stainless steel, increasing its strength.


Plans

1. General maintenance and modification – Ongoing as needed.

Stampfli Drill

In 2015, community scientists identified the need for a lightweight coring drill, able to be transported by backpack. IDP researched commercially available systems and considered designing a new tool. In the end, a commercially available drilling system was purchased from Icedrill.ch in Switzerland in 2016. IDP customized the order to include a winch for depth capability to 100 m.

In May 2017, IDP conducted preliminary in-field testing of the drill at Summit Station, Greenland. In late 2017, IDP completed minor maintenance, procured several spare parts, and procured shipping cases and bags for modularity and lightweight deployment. IDP also purchased a lightweight Tentipi Safir tent for use with the system. IDP engineers also designed a new aluminum cutter head with removable steel cutters, as the original manufacturer's design employed a one-piece aluminum head with cutters machined in. IDP has since implemented steel cutter heads with removable cutters. The system was deployed for an NSF-funded field project in summer 2018 in the Yukon Territory, Canada, where it was operated by the science team to collect one firn core to 10 m depth and another to 20 m depth. In 2019, a science team successfully collected a 50 m core from Mt. Hunter in Denali National Park, Alaska. The system is slated for use again in spring 2023.



Current Status

The Stampfli Drill is ready for issue.

Technical Issues

In early March 2019, IDP sought to determine if the Stampfli Drill could be utilized to drill pilot holes in firn and ice, in advance of subglacial rock coring with the IDP Winkie Drill. IDP tested Stampfli Drill operation in a prototype ice well near Madison, WI. Chip transport was found to be inefficient when drilling in solid ice. In 2020, IDP worked to replace the aluminum cutter heads with stainless steel heads to prevent deformation. In 2021, IDP performed minor maintenance on the drill system, including replacement of a circuit board in the control box, re-termination of the cable, and procurement of field tools and spare brushes for the slip ring. In 2022, a new core barrel was procured to replace a warped barrel, the winch motor was tuned and a cutter grinding fixture was designed. Future modifications to improve chip transport may include the addition of shoes with varying pitch and the addition of a ribbed outer barrel, though this would require wider kerf cutters and a taller tower.

Plans

1. General maintenance and modification – Ongoing as needed.
2. Make modifications to improve drilling capabilities in solid ice – Will be completed as NSF and community priorities dictate.

Blue Ice Drill (BID)

The Blue Ice Drill (BID) is an agile drill capable of retrieving cores of approximately 241 mm (9-1/2 inches) in diameter. The BID system had a depth capability of 30 m in solid ice in its original design and has been used successfully in both Greenland and Antarctica for many years. In PY 2014, the system was modified to allow for deeper coring to 200 m depth at the request of the science community. A new cable winch and tower were implemented in the design as well as several new down-hole components. Depth capability is still largely influenced by site/ice characteristics. The standard BID typically utilizes a ropes setup for coring to shallow depths, and the cable winch is used for achieving greater depths. In



2016, IDP initiated fabrication of a second BID-Deep system (BID-Deep 2), based on user demand and as outlined in the U.S. Ice Drilling Program Long Range Science Plan. Fabrication was temporarily suspended in late 2017 due to budget constraints and decisions on the funding of field projects.

Current Status

The BID continues to be one of IDP's most requested drills. A recently fabricated drill tent has allowed operations to continue in poor weather conditions. A new tower was fabricated in 2019 to more adequately bear the loads of the tent and allow for safer tent erection than the original BID tripod. IDP made additional modifications to the drill including painting the outer barrels white to reduce solar gain, redesigning the cable termination, fabrication of scoop cutters and work on the crown sheave. In 2022, maintenance was performed on the motor section and cutter sets were polished and packed.

Technical Issues

Collecting good core quality at greater depths in attempts to extend the BID's depth capability has proven challenging. The drill can easily drill through at least 80 m of firn, and deeper through another 70 m of solid ice. The drill has only reached 187 m in practice in Greenland. Site-specific ice properties such as temperature and structure as well as the large core diameter and/or mechanical aspects of the drill are all potential factors that may impact core quality. After prolonged use, many original components are aging and require replacement or redesign. The science community noted in the Long Range Science Plan a desire to pursue component redesign to achieve better core quality down to at least 160 m.

Plans

1. Maintain the BID and BID-Deep components – Ongoing.
2. Replace aging components – PY 2022 and PY 2023.
3. Complete fabrication of a second BID-Deep – Initiated in PY 2016; will be completed as NSF and community priorities dictate.

Badger-Eclipse Drill

The Badger-Eclipse Drills are modified Eclipse Drills originally manufactured by Icefield Instruments, Inc. The drill is an electromechanical system capable of collecting 81 mm (3.2-inch) diameter cores to depths of approximately 300 m. The drill system is transportable by small aircraft or helicopter. IDP has two Badger-Eclipse Drill systems that it regularly deploys and a third Eclipse Drill that was transferred from the University of New Hampshire to IDP at the University of Wisconsin in 2010.



In 2013, IDP designed and fabricated a solar and wind power system for use with the drill, which has proven particularly useful at field sites where environmental impact is of concern and where use of a generator is not desirable or permitted. IDP also owns two Mountain Hardwear Space Station tents for use with the Badger-Eclipse Drill systems. The tents have allowed drilling operations to continue safely and reliably during inclement weather in Alaska, Greenland and Antarctica. In 2017, IDP completed a redesign of the aging control boxes and readout boxes to provide for simplified operation, weight reduction and new sealed cases. In 2018, new cover panels were implemented for the traversing system. New cases were also procured for the motor section and tower frame. New load pins and load pin amplifiers were implemented to make the load sense circuit more robust. Beneficial updates were made to the Operator's Manual and minor maintenance is performed between field seasons.

Current Status

Two Badger-Eclipse drills are available for use. One is referred to as the 'standard' Badger-Eclipse Drill and the other as the 'traversing' Badger-Eclipse Drill, since it is sled-mounted. In late 2016 and early 2017, IDP performed a thorough assessment of the Eclipse Drills and has since implemented numerous minor, but very beneficial modifications to the drills. An improved winch cable termination has been built and is being implemented. Spare parts kits were assembled in 2021 and are ready for issue.


Technical Issues

Improvements to instrumentation and the control system have been implemented to increase operational flexibility and reliability. Aging components are being replaced as necessary.

Plans

1. General maintenance and repairs – Ongoing.
2. Complete field testing of the new cable termination – PY 2023.
3. Upgrade remaining cable terminations pending successful field testing – PY 2023.
4. Complete documentation and enter into database – Ongoing.
5. Ready third existing Eclipse Drill system for issue – As needed.

4-Inch Drill



The 4-Inch Drill is an electromechanical ice coring drill that takes a 104 mm (4-inch) diameter core. Cores can be retrieved from depths to approximately 400 m. Winches with 100, 200, and 400 m cables are available. The drill is of a mature design and has been used successfully for several decades. It is particularly useful on projects requiring a larger diameter core than that produced by the Badger-Eclipse or Foro 400 drills. Depending on the configuration, the drill can be transported by light aircraft or helicopter.

The 4-Inch Drill was used at Law Dome Antarctica during the 2018-2019 season and with the Rapid Access Ice Drill (RAID) project near Minna Bluff, Antarctica during the 2019-2020 season. Two 4-Inch Drill winches and a tower were also deployed to Thwaites Glacier during 2019-2020 for use by a science team for instrument installation in a hot water hole. A 4-Inch Drill is slated for use on the GreenDrill project in Greenland for clearing chips from pilot holes and for bailing fluid from the ASIG Drill holes.

Current Status

IDP currently has two 4-Inch Drill systems ready for issue. A new set of core barrels was fabricated with flight geometry similar to that of the Foro drills. The barrels were tested during the 2018-2019 and 2019-2020 Antarctic field seasons. To meet continued demand for a drill of this type, IDP has designed and fabricated a drill known as the Foro 400 Drill (see below). A 4-Inch Drill system will still be maintained; however, the Foro 400 Drill offers new capabilities and substantial weight savings. A new chips bailer was designed for use with the 4-Inch Drill system in 2019 for clearing cuttings from pilot holes drilled by ASIG Drill augers. The bailer was successfully tested in holes augered with the RAID system during the third Antarctic Field Trial (AFT-3) at Minna Bluff during the 2019-2020 field season. In late 2020, new winch crates were implemented, and the readout and control boxes were re-calibrated.

Technical Issues

The current 4-Inch Drills are repaired as needed, however, the systems are aging. In some cases, replacement parts may no longer be available. The cable winch sleds are very heavy, making the drill not optimal for transport by small aircraft. Improvements to the instrumentation and control system for the drill have also been noted as desirable to improve reliability and to reduce weight. All of these considerations have been taken into account with regard to the new Foro 400 Drill design.

Plans

1. Perform general maintenance and repairs – Ongoing.
2. Maintain at least one each of the 100, 200, and 400-meter winches – Ongoing.

Electrothermal Drill

The Electrothermal Drill (aka Thermal Drill) melts an annulus around the ice cores it collects. It can be substituted for the 4-Inch Drill sonde, using the same winch system, for use in ice warmer than about minus 10°C. The drill collects an 86 mm (3.4 inch) core and has been used to drill to nearly 300 m. For depths shallower than 30 m, a simpler tripod assembly for operation of the drill has been used with good success. The sonde is particularly useful in ice close to the pressure melting point, where electromechanical drills are at risk of getting stuck. The Thermal Drill has performed well in Alaska, British Columbia, and in southeastern Greenland. Most recently, in 2019, three IDP personnel traveled to Alaska in conjunction with the Juneau Icefield Research Program (JIRP) to perform drill testing. IDP performed some additional testing and operator training on frozen Lake Waubesa in Madison, WI in January 2022. The drill is slated for use on Quelccaya Ice Cap in Peru in September 2022.



Current Status

IDP has one Thermal Drill ready for issue. At the request of the science community, IDP pursued upgrades in PY 2018 to allow for coring to 300 m. New heat rings, a new 300 m water-shedding cable, a magnetic tool to aid in core removal and a prototype ethanol delivery mechanism were implemented. Testing of the upgrades was conducted in Alaska in July 2019 with the Juneau Icefield Research Program (JIRP). In 2021, a new sediment collector vacuum was designed, fabricated and tested, to remove any debris from the borehole than might impede melting and forward progress. A new core processing tray was also developed, and a lightweight configuration of components has been arranged for transport by mule and porter. A second sonde may be built up in 2023 to meet science community demand.

Technical Issues

4-Inch Drill cable winch sleds used with the Thermal Drill are very heavy, making the drill not optimal for transport by small aircraft. The new Foro 400 Design (see Foro 400 section) offers weight savings and should eventually be made compatible with the Thermal Drill sonde. The Thermal Drill could also be adapted for use with the Badger-Eclipse Drill winch and tower.

Plans

1. Fabricate a second sonde – PY 2023.
2. Complete documentation and enter into database – Ongoing.
3. Perform maintenance and repairs – As needed.
4. Upgrade for weight reduction and compatibility with Foro 400 Drill system – Contingent upon available budget and NSF approval; will be completed as community priorities dictate.



Foro 400 Drill

In PY 2015, improvements for the 4-Inch Drill, based on driller feedback and utilizing more recent and proven designs from other IDP drill systems, were initiated through design of the Foro 400 Drill. The new drill is expected to largely replace use of the aging 4-Inch Drill equipment; however one full 4-Inch sonde will be retained for use on science projects requiring the larger 104 mm diameter core. The Foro Drill produces a 98 mm (3.9-inch) diameter core, the same as IDP's Foro 1650 Drill (Intermediate Depth Drill) and Foro 3000 Drill. In addition, the Foro 400 sonde design is submersible and watertight. The drill design is largely based on the current 4-Inch Drill equipment but offers generous weight savings. Using a common sonde design across several drills spreads design costs over multiple projects, strengthens

component availability, and promises to reduce future maintenance costs. The system was deployed to Antarctica for its first field project during the 2019-2020 field season at Allan Hills, Antarctica. The system is currently in use on Tunu Glacier in Greenland in spring 2022 and is slated for use at Allan Hills again during the 2022-2023 Antarctic field season.

Current Status

Minor modifications were made to the system upon its return from Allan Hills in spring 2020. During a lull in fieldwork caused by the COVID-19 pandemic, IDP conducted beneficial hands-on training for several IDP Engineers at the UW Physical Science Lab (PSL) test well. The drill can be used with the new Mast Anchored, Suspended & Tensioned (MAST) Tent for operation during inclement weather. Fishing tools were fabricated and drill recovery loops procured in 2021. Slam Stick mounts were also fabricated to allow for collection of vibration data during coring. The Operations and Maintenance manual was completed and released in 2021. In 2022, scoop cutter shoes and sonde stands were procured.

Technical Issues

The IDP operators at Allan Hills noted several challenges with the new system, most notably with chip transport. New outer barrel tubing was procured and modifications were made to existing tubing in 2020. The modifications were successfully tested in an ice well outside of Madison in February 2021 and are currently in use on Tunu Glacier in Greenland in June 2022.

Plans

1. Complete drill system drawings and enter into database – Ongoing.
2. Perform maintenance and repairs – As needed.
3. Design and fabricate a collet head for firn coring – PY 2023.

Small Hot Water Drill



The IDP Small Hot Water Drills (SHWD) use hot water to create shallow holes in the ice. They are non-coring and are typically used to produce holes 100-200 mm in diameter down to a maximum practical depth of 60 m. Primary use is for shot holes for seismic work, but they have also been used for access holes through a thin ice shelf. These drills are transportable by light aircraft and helicopter. Between 2014 and 2016, IDP implemented substantial modifications to the

drills, with assistance from UW-Madison Physical Sciences Lab (PSL) personnel. IDP refurbished the heaters, evaluated the hose, specified and procured a new nozzle kit and tested and verified all modifications prior to shipping the system to Antarctica in fall 2015. Additional modifications and upgrades were made to the drills in late PY 2016, and IDP built up a fully operational second unit. One of the two systems has a 30 m depth capability, and the second system has depth capability to 60 m. All identified maintenance and upgrades were completed in 2016, including implementation of lightweight Siglin sleds and system covers for protection from the elements. In the past, the small hot water drills were typically operated by investigators without assistance from IDP equipment operators. Following upgrades to the system and upon review of user feedback, IDP now recommends that a trained IDP operator deploy with each system. The system was most recently tested in West Antarctica by two IDP personnel during the 2019-2020 field season.

Current Status

IDP has two small hot water drills in inventory. One system was shipped to Antarctica in 2018 and components were briefly tested at WAIS Divide in January 2020. It will serve as a backup for the planned RAM Drilling efforts in 2022-2023 and 2023-2024. Related to IDP's SHWD capability, it is envisioned that the Scalable Hot Water Drill (see related section), for which IDP engineers completed a Conceptual Design, would serve as IDP's scalable and deep hot water drilling system.

Technical Issues

The system is reliable and efficient to a depth of 25-30 m. PY 2016 modifications were lab tested in Madison, but capability to 60 m has not yet been field-tested.

Plans

1. Update documentation and operating procedures – As needed.

Rapid Air Movement (RAM) Drill

The Rapid Air Movement (RAM) Drill was developed for creating shot holes for seismic geophysical exploration. It is a system in which high-velocity air drives rotating cutters and blows the ice chips from the hole. The cutting drill motor hangs on a hose that carries the air from the surface and is reeled out as the hole deepens. It was used three times in West Antarctica, where it routinely achieved depths of 90 m. The Askaryan Radio Array (ARA) project borrowed the drill for the 2010-2011 Antarctic field season to test methods of producing holes for radio antennae at South Pole but could not get deeper than 63 m at that location.



In 2017, IDP and community scientists finalized science requirements which drove substantial modifications and upgrades to the drill system to reduce its logistical requirements. IDP completed a conceptual design for the modified system known as the RAM 2, with scalable components for either shallow (~40 m) deployments or for full 100 m deployments. The modifications will serve to dramatically reduce the system weight from approximately 24,000 lbs. to about 10,000 lbs. and will allow for easier assembly and operations in remote areas. IDP also supported a student project at the Colorado School of Mines, where a student team worked to characterize necessary air flow and design downhole tooling.

Current Status

A field test of the modified system was conducted near Raven Camp in Greenland in July 2018. Repairs and additional modifications were made prior to the drill's deployment to Antarctica in September 2018. On Thwaites Glacier, beginning in 2022-2023, the system will use the large compressors from the original RAM Drill to help ensure project success. The system was tested by two IDP personnel at WAIS Divide during the 2019-2020 field season. The drill routinely achieved between 50-55 m, the requirement for the upcoming Thwaites field work. The smaller RAM 2 compressors will eventually be optimized to provide the necessary airflow for future projects.

Technical Issues

Optimization of the small compressors is required to meet the revised science requirements for RAM 2.

Plans

1. Continue work to address the need for more compressed air with modular units to meet the science requirements. Work to identify and test a solution – PY 2023 or PY 2024.
2. Complete drill system drawings and enter into database – As needed.
3. Update operating procedures and other procedural documents – As needed.

Agile Sub-Ice Geological (ASIG) Drill

The Agile Sub-Ice Geological (ASIG) Drill was the first sub-glacial access rock coring drill in the IDP inventory. The drill system design is based on a commercially available minerals exploration rig, which IDP adapted for drilling through ice and for ice coring. The system is designed to drill access holes through ice less than 700 m thick and subsequently collect bedrock cores from beneath glaciers.

A minerals exploration rig was purchased from Multi-Power Products Ltd., and IDP designed auxiliary systems for fluid

handling. In 2016, IDP conducted an extensive North American Test of the complete system just outside of Madison, WI. The drill system was deployed to Pirrit Hills, Antarctica for the 2016-2017 field season where it was successfully used to drill through approximately 150 m of ice and collect 8 m of 39 mm (1.5-inch) diameter excellent quality rock core. Nearly 5 m of ice core was also collected near the ice-bedrock transition, but the core quality was poor.



Current Status


In preparation for a project in northern Greenland in 2023, IDP engineers have completed necessary modifications and upgrades to the system that were postponed following the 2016-2017 deployment to Antarctica. In 2019, IDP engineers completed air drop testing to quantify parameters that may create a hydrofracking situation in ice. A pressure relief valve has been implemented to prevent system and borehole damage in such situations. A shaker table has been implemented for separating ice chips and drill fluid, and engine maintenance was completed. A longer wireline cable was procured and spooled in 2022 to allow for collection of cores through the inside of the drill pipe down to 600 m depth. The Operations and Maintenance Manual for the drill system has been updated to reflect the latest modifications. The system was shipped to Norfolk, VA in two 20-foot shipping containers in June 2022 for onward vessel transportation to Greenland in July/August 2022.

Technical Issues

Site conditions where this drill will be deployed may vary dramatically. Factors such as firn depth and ice fabric and dynamics will likely affect drilling parameters. A comprehensive list of technical issues and general recommendations is contained in the End of Season Report for the 2016-2017 season.

Plans

1. Modify and repair components – PY 2022.
2. Purchase additional components to fulfill science requirements – PY 2022.
3. Make necessary repairs/modifications following the GreenDrill seasons – PY 2023 and PY 2024.
4. Enter documentation for the drill system into the documentation database – Ongoing.



Winkie Drill

The Winkie Drill is a commercially-available rock coring system originally purchased by IDP in 2015. IDP has implemented upgrades to add ice augering and ice coring capabilities. The system has a depth capability of 120 m and creates ice and rock cores 33.4 mm (1.3-inch) in diameter. The system was deployed on its first science project during the 2016-2107 season. The drill performed well, drilling 8

holes between 12-54 m depth. Rock cores between 28-67 cm in length were collected in five of the holes and a semi-consolidated sediment core was retrieved from one hole. Modifications were subsequently made to accommodate a request for larger core diameter (71.7 mm) as well as replacement of the gas engine with an electric motor, for improved reliability and to allow for operation inside a tent. The drill was again used successfully during the 2017-2018 season in Ong Valley, Antarctica, where two continuous mixed-media cores were collected to a depth of 9.45 m and 12.36 m. In 2018, IDP engineers incorporated modifications for use of the drill in areas where surface firn covers the ice and bedrock below. The modifications proved successful during the 2019-2020 season, with the drilling of six access holes and collection of three bedrock samples between 34-41 m depth. In 2020 and 2021, IDP built a second Winkie Drill, referred to as Winkie 2, to meet funded field project demands. In early 2021, IDP engineers tested a new ice bit outside of Madison, WI. Several IDP staff members received preliminary hands-on training during this test. A new fluid chiller was also designed, fabricated and tested to mitigate warm temperatures and drilling challenges witnessed on Thwaites Glacier.

Current Status

Both Winkie Drill systems are slated to deploy for the 2022-2023 Antarctic season. A slip-style foot clamp assembly was implemented in 2021 and 2022 to improve safety when tripping drill rod and casing into and out of the borehole. Following implementation of a pressure relief valve (PRV) on the ASIG Drill, IDP plans to incorporate a similar PRV setup for the Winkie Drills.

Technical Issues


No major issues are known. However, the Eclipse Drill is currently required for drilling pilot holes at sites covered by firn, adding logistical load to projects. Drill performance details are contained in the equipment operators' End-of-Season reports for the 2016-2017, 2017-2018 and 2019-2020 seasons.

Plans

1. Enter completed documentation into the documentation database – Ongoing.
2. Repair and maintain the Winkie Drill system(s) – Ongoing.
3. Develop a weight-reduced firn access hole system – Contingent upon available budget and NSF approval; will be completed as community priorities dictate.

Sediment Laden Lake Ice Drill (SLLID)

Per the recommended technology investments in the Long Range Science Plan, IDP worked with representatives of the science community to finalize science requirements for a small, portable hot water drill system. The requirements were completed in 2015, and in 2016, IDP initiated the conceptual design of the system. In early 2017, the detailed design was completed and reviewed by community scientists as well as external technical personnel from the polar ice drilling community. Following a successful review in April 2017, IDP made minor adjustments to the design and initiated fabrication of the system. Basic requirements include a drilling speed of less than 30 minutes for a 5-inch hole through a 6 m ice cover. Drill components are small, lightweight and are able to be lifted by a maximum of two people. The drill has stand-alone capability for operation at small field camps at remote sites with no heavy equipment and is intended to be operated by the science team. Components that allow for clean access drilling were also incorporated in the design. Fabrication, final assembly and in-house testing of the drill were completed in fall 2017. The system was first deployed in the Dry Valleys of Antarctica during the 2018-2019 field season.



Current Status

Following use of the new system in 2018-2019, IDP solicited feedback from the science team who had operated the drill. The team noted several advantages of the SLLID system over the typical Hotsy/Jiffy Drill setup, including safer operation when starting holes to free cables and a substantially improved glycol heater. The team also provided beneficial recommendations including less cumbersome fittings and hoses, new module support bracketry, a pump to accommodate pressure loss through smaller hoses and fittings and an IDP functional test on ice.

Technical Issues

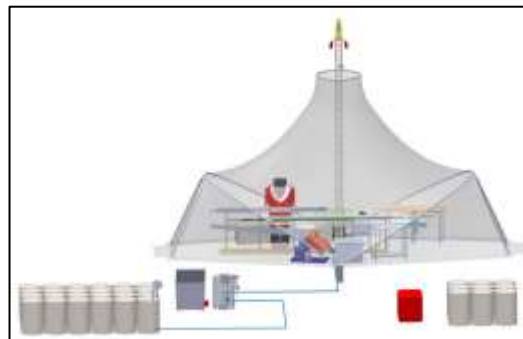
A comprehensive account of the drill's performance is contained in PI feedback collected by IDP, teleconference notes and in a project/task tracking list maintained by IDP.

Plans

1. Implement modifications to optimize performance and ease of use – Contingent upon available budget and NSF approval; will be completed as community priorities dictate.
2. Develop operating procedures and other procedural documents – PY 2023 or beyond.

700 M Drill

Per the Long Range Science Plan, a mid-range drill (700 m) is desired for use in remote areas such as mountain glaciers in the Arctic. In 2017 and early 2018, IDP iterated with community scientists on requirements for such a drill. The resulting requirements were finalized in March 2018 for a drill originally referred to as the Foro 700 Drill, as the idea was to utilize the current sonde design of the Foro 1650 and the Foro 400. IDP



subsequently completed a Conceptual Overview of the system, and a conceptual design review was held in August 2019 with members of the science community. Following the review and in response to reviewer questions, IDP completed an analysis of the quantity of drill fluid and ice core boxes needed. IDP also evaluated designing around a smaller diameter sonde such as that of the Badger-Eclipse Drill. Following further consultation with the science community on reducing the logistical burden of a new design, the IDP Science Requirements were updated based on an even smaller-diameter core than the Foro Drills or the Badger-Eclipse Drills. IDP subsequently updated the Conceptual Overview for the drill, now referred to as the 700 Drill, and held another review with science community representatives in January 2021. Following positive feedback from that review, IDP sought and gained NSF approval in March 2021 to move forward with the Detailed Design of the 700 Drill. The Detailed Design was completed and reviewed in November 2021, and NSF approval to move forward with fabrication of the drill was granted in February 2022. The final IDP Science Requirements for the 700 Drill, finalized in January 2021, identify a core diameter of 70 mm, with the drill to be designed in a way that a possible future core barrel with 64 mm diameter would be a minor adaptation. The anticipated design will use readily available small diameter tubing for the sonde and will integrate many of the auxiliary components (e.g. winch, tower, tent) outlined in the original Foro 700 Conceptual Design.

Current Status

Small diameter core barrel tubing was purchased in 2022. IDP is reviewing system models and drawings in preparation for ramping up procurement and fabrication in summer 2022.

Technical Issues


Not applicable; system is not yet built. While a system of these specifications does not yet exist, the design, particularly for auxiliary sub-systems, is expected to heavily utilize proven concepts from the Foro Drill series.

Plans

1. Initiate fabrication and procurement of system components – PY 2022.
2. Complete fabrication of 700 m system – Tentatively slated for PY 2024.

Foro 1650 Drill

In PY 2014, IDP completed the design and fabrication of a Foro 1650 Drill (previously referred to as the Intermediate Depth Drill or IDD). With assistance from international colleagues, IDP modified the existing design of the Hans Tausen Drill and built a new system. The system was field-tested outside of Summit Station, Greenland, in spring 2014 and was used in the successful completion of the SPICEcore project near South Pole Station from 2014-2016, where a total of 1,751 m of core was collected. The drill was originally designed to reach a depth of 1,500 m. Following a post-project analysis of the SPICEcore project, IDP has set the cable limit for the current winch drum at 1,700 m capacity, which allows for drilling to approximately 1,650 m depth. This maintains adequate safety margins for the drum flanges and mitigates the risk of system damage should the level wind not spool the cable perfectly every time. While the system was originally called the Intermediate Depth Drill or IDD, the name was updated in 2019 to signify the shared sonde design of other IDP drill systems (e.g. Foro 400, Foro 3000). IDP also procured new 4-conductor cables following the SPICEcore project to mitigate operational issues experienced during the project.



Current Status

The Foro 1650 system is currently being stored in Madison, WI. Between 2016 and 2018, IDP engineers worked with Makar Technologies Ltd. and then with Mage Controls Ltd. to redesign the drill system electronics and implement beneficial sensors (e.g. temperature, pressure, inclination). In the end, several issues were found with components provided to IDP. The design also did not allow IDP to change the motor set up or tune the system, greatly limiting IDP's ability to repair components in the field. In late 2018, this approach was abandoned and IDP initiated an in-house custom design for the Foro 1650 and Foro 3000 electronics which is making use of proven, off-the-shelf parts wherever possible. Electronics assembly and testing is underway in conjunction with Foro 3000 Drill system testing.

Technical Issues

Substantial additional effort and resources have been required to resolve the control system issues to result in a robust, reliable design.

Plans

1. Complete fabrication and testing of new control system electronics – This is being completed in conjunction with the Foro 3000 Drill development and is expected to conclude in PY 2022.

Foro 3000 Drill



Beginning in PY 2016, IDP began working with science community representatives and Antarctic Support Contract (ASC) personnel to conduct an analysis of using the DISC Drill for the next U.S. deep ice coring project versus using an adaptation of the Foro 1650 (formerly the Intermediate Depth Drill or IDD), now referred to as the Foro 3000 Drill. In May 2017, IDP completed a Conceptual Overview document outlining necessary changes to the

Foro 1650 to enable drilling to 3000 m. In early June 2017, a Concept Review was held with IDP and several community scientists. During the remainder of PY 2017, IDP researched the adaptation of whipstock technology to allow for replicate coring on the downhill side of the borehole with the Foro 1650 and potentially other systems. IDP subsequently completed a DISC Drill vs. Foro 3000 Drill Analysis report in October 2017, which outlines the size and weight of each system, transport options for moving each system to the next deep drill site, quantity of fuel and drilling fluid needed for each system, the number of IDP personnel required for operations, the number of ASC camp staff required, and other logistical concerns. The Foro 3000 design offers a dramatic reduction in system weight when compared to the DISC Drill (120,000 lbs. versus 52,000 lbs.). The report ultimately helped inform IDP's, NSF's, and the science community's decision to move forward with fabrication of the Foro 3000 Drill.

Current Status

Based on community consensus and support and NSF direction, IDP has fabricated the Foro 3000 Drill and is currently conducting in-house, pre-shipment testing. The drill is slated for use on the next U.S. deep drilling project at Hercules Dome, Antarctica. Most development tasks and testing will be complete by the end of 2022 and the system is expected to ship to Antarctica in November 2023.

Technical Issues

The Foro 3000 Drill is a relatively straightforward expansion of the Foro 1650 (Intermediate Depth Drill) currently in IDP inventory. The Foro 3000 Drill makes use of a majority of the Foro 1650 component designs. As mentioned in the Foro 1650 Drill section, additional effort and time has been required to complete a re-design of the Foro 3000 and Foro 1650 control system electronics. IDP is nearing completion of testing and troubleshooting the electronics redesign in PY 2022.

Plans

1. Complete control system testing and troubleshooting – PY 2022.
2. Complete fabrication of the Foro 3000 Drill – PY 2022 and PY 2023.
3. Deploy the drill to Antarctica – Currently anticipated in fall 2023.

BASE (Basal Access and Subglacial Exploration) Drill

Through iterative discussion between IDP and science community members, it has become clear that the drills in IDP inventory for retrieving rock cores from under 100 m and under 700 m of glacial ice are not optimal logistically for retrieving cores from under 200 m of ice, which is an important depth for understanding the first two feet of estimated sea level rise from current melting of the Greenland Ice Sheet. In PY 2022, IDP reviewed potential solutions and discussed with NSF the purchase and modification of a commercially available rock coring rig that is optimized for depths up to 200 m. With community enthusiasm and NSF support from both the Arctic and Antarctic sections, IDP was given approval in February 2022 to pursue the purchase of a 200 m rock coring rig.

Current Status

IDP is working with University of Wisconsin Purchasing Services in summer 2022 to release a Request For Proposal (RFP) solicitation to rock coring drill vendors. IDP hopes to select a vendor to purchase a rig in late 2022 and would make necessary modifications to the system over the next two years to allow for polar drilling applications.

Technical Issues

Not applicable; system is not yet built.

Plans

1. Purchase a commercial rock drilling rig – PY 2022.
2. Receive commercial rock drilling rig – PY 2023.
3. Design rig modifications and auxiliary subsystems for polar coring operations – PY 2023.
4. Fabricate, assemble, and test BASE Drill equipment – PY 2023.

Scalable Hot Water Drill (SchWD)

When an ice core is not needed, a hot water drill can provide fairly rapid access to the base of an ice sheet. Such a drill is particularly useful for drilling through an ice shelf, to enter the ocean beneath or for creating holes for the installation of scientific instruments within the ice, and for seismic studies. IDP does not at present have a deep hot water access drill. Based on science requirements established in 2014, IDP developed a conceptual design for a modular hot water drill with flexibility to create holes of various sizes to depths between 50 and 1,000 m. This design is known as the Scalable Hot Water Drill (SchWD).

Current Status

In May 2016, a joint proposal was submitted to the NSF by the University of Tennessee-Knoxville, Dartmouth College and the University of Wisconsin-Madison to fabricate the SchWD system. That proposal was declined.

In May 2017, IDP initiated a conceptual design for a sanitation unit for use with the SchWD, in accordance with the IDP Science Requirements developed in collaboration with science community representatives. Such a unit would allow for operation at field sites where environmental impact is of special concern. In September 2017, IDP engineers drafted a *Preliminary Evaluation of Hot Water Sanitation Unit for Application to Scalable Hot Water Drill (SchWD)* report.

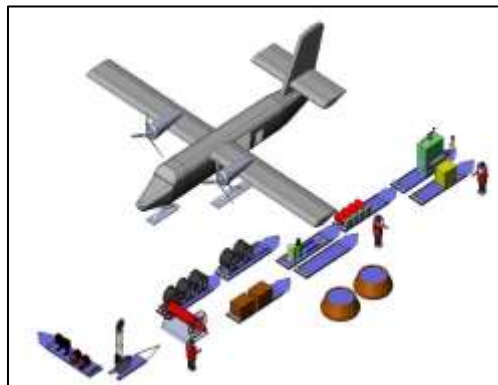
In 2021, investigators at Georgia Tech and the University of Tennessee-Knoxville explored a proposal to the NSF Midscale Research Infrastructure solicitation. The proposal aimed to update the science requirements, update the original IDP Conceptual Design, complete the Detailed Design of a Scalable Hot Water Drill and potentially result in a prototype system. While that proposal was not funded, there remains an unmet need in the community for a scalable hot water drill, which was identified by the IDP Science Advisory Board as a Priority 1 need in the Long Range Science Plan 2022-2032.

Technical Issues

Not applicable; system is not yet built.

Plans

1. Review and update the existing Conceptual Design and Detailed Engineering Designs for the SchWD, then initiate fabrication of the SchWD – Contingent upon available budget and NSF approval; will be pursued as NSF and community priorities dictate.



Rapid Access Ice Drill (RAID)

The Rapid Access Ice Drill (RAID) is a University of Minnesota-Duluth (UMD) and University of California-San Diego (UCSD) project funded by the National Science Foundation. Design, fabrication, and initial test activities were completed by DOSECC Exploration Services, LLC (DES). Subsequent test activities were managed directly by UMD and were carried out by Timberline Drilling Inc. IDP did not directly participate



in the design or fabrication of the RAID, however, throughout the process of designing, building, and fielding the RAID, ASIG and Winkie Drills, the RAID PIs, the DES and Timberline teams, and the IDP engineering and management team developed a synergistic relationship of benefit to all. While the drill systems differ in scope, size and capability, they share many common characteristics. In March 2015, two IDP engineers and the IDP Program Manager were able to participate in the RAID North American Test (NAT) in Utah. Additionally, IDP and DES personnel jointly supported the RAID Auger & Packer Test field project conducted outside of McMurdo Station in February 2016. During the brief test, IDP and DES engineers worked to successfully test both the RAID and ASIG Drill packer devices.

This collaborative relationship continued through deployment of the systems to Antarctica during the 2016-2017 field season, with each organization providing troubleshooting support to the other via phone. The RAID system completed its first Antarctic Field Trial (AFT-1) at Minna Bluff during the 2016-2017 field season. The system was successfully traversed to the Minna Bluff site, set up and operated. However, the firn-ice transition at the site proved to be over twice as deep as expected. This resulted in an insufficient length of augers onsite, and the team was unable to successfully set and seal the packer device. During the following 2017-2018 field season (AFT-2), an IDP engineer was onsite for related coring and logging projects nearby and was invited to view the RAID operations and testing. The RAID team made important progress in sealing the firn-ice transition but was ultimately unable to complete their objective to drill through 700 m of ice at the site and to collect bedrock core below, stemming from the creation of a larger amount of firn cuttings than anticipated, which overwhelmed the fluid circulation system. In early January 2019, an IDP engineer deployed to McMurdo Station to lead planned RAID maintenance efforts. The team of five set up the drill rig and completed modifications and test objectives including repair and testing of the hydraulic system, testing of the Fluid Recirculation System, documentation of operation and winterization procedures, installation and testing of new components, and deployment of a new conductor casing. In addition, the team developed procedural efficiencies to reduce rig set up and take down time.

The RAID system completed its third Antarctic Field Trial (AFT-3) at Minna Bluff during the 2019-2020 field season. UMD contracted with Timberline Drilling Inc. for primary operation of the drill system. The IDP engineer who deployed for the previous maintenance season was again onsite to provide ice drilling

expertise and general consultation. Three holes were drilled. The first and third holes were abandoned following hydrofracture events (the second of which was planned). Bedrock was reached successfully in the second hole, resulting in the first rock core collection using the RAID system. While several challenges were encountered during the season, 1 m of near-basal material was collected as well as 3 m of bedrock core from just below the ice-bedrock interface.

Current Status

Following the AFT-3, the RAID project obtained supplemental funding from the NSF in order to carry out further upgrades and maintain system readiness for future deployment. A subset of the drilling equipment, including the Fluid Recirculation System (FRS), was returned to the U.S. for maintenance and modification. Much of this work is being carried out by Matrix Drilling Products in Lewisburg, TN. Through IDP's Cooperative Agreement and with NSF approval, an IDP engineer familiar with the RAID system is providing periodic advice, feedback and evaluation of engineering proposals. The IDP engineer also periodically visits Matrix Drilling Products to provide feedback on the modifications being made. Ultimately, the RAID team envisions drilling on the polar plateau in search of the oldest ice and bedrock samples.

Logging Winches

Following a SAB recommendation articulated in the U.S. Ice Drilling Program Long Range Science Plan, IDP purchased and modified two logging winches and made them available for use by the science community. The first, the Intermediate Depth Logging Winch (IDLW), is very portable and is used for logging shallow and intermediate depth holes to 1,750 m. This IDLW has been used during several Antarctic seasons for logging the SPICEcore borehole at South Pole. The second logging winch, the IDP Deep Logging Winch (DLW), is capable of logging to 4,000 m. The DLW was first deployed to WAIS Divide during the 2016-2017 Antarctic season for logging of the WDC06A borehole and later to Minna Bluff in support of RAID during the 2017-2018 field season. IDP engineers implemented several user-recommended upgrades for the IDLW in PY 2017, including the addition of a cable grip and means of shifting gears under load, as well as a re-design of the encoder scraper to allow it to function in both directions (i.e. descent and ascent). Repairs and upgrades for the DLW were also implemented and include the addition of LabVIEW program instructions, adjustment of the tension reading (calibration, noise, and oscillation), addition of a cable grip, troubleshooting of a knocking sound witnessed in the field, creation of a reference guide for operation of the LCI-90i display (tension settings, depth zeroing, field calibration), and determination of a method to record tension from the LCI-90i.



In PY 2014, the United States Geological Survey (USGS) gifted its 4,000 m logging winch to the University of Wisconsin-Madison for continued use by the polar logging community. The winch was used extensively for logging boreholes in both Greenland and Antarctica and was last deployed during the 2014-2015 Antarctic season for logging at WAIS Divide.

Through consultation with the borehole logging community, IDP plans to require at least one IDP operator deploy with the systems, as equipment damage has been witnessed in recent seasons when a dedicated IDP operator did not deploy. When slow speed, multi-shift logging is required, IDP will work to train a member of the science team to assist with winch operation.

IDP routinely inspects, repairs and implements minor but beneficial upgrades to the logging winches upon their return from the field.

Current Status

The IDLW has deployed for several Antarctic seasons and has undergone minor maintenance following each deployment. In late 2018 and early 2019, IDP worked to implement several potential fixes for the electromagnetic interference (EMI) issues witnessed with the DLW. Resolution of the issues will require additional time and effort and should be implemented before the winch is deployed again. IDP also periodically works with PIs to test communications and compatibility of their logging tools with the logging winches at IDP-WI's off-campus warehouse facility. Depending on the availability of funds and labor, IDP also plans to investigate the design or purchase a rapid hole qualifier unit for use in borehole logging applications.

Technical Issues

An IDLW cable, owned by the IceCube project, sustained some damage during recent field seasons in 2017-2018, 2018-2019 and 2019-2020. In each instance, IDP engineers unspooled the cable and provided an initial assessment following each field season. IceCube had the cable repaired by a qualified vendor after the 2017-2018 season; no additional repairs were necessary after the 2018-2019 season. During the 2019-2020 season, operators noticed the strength members of the cable were frayed at 1,245 m depth. The cable and payload were safely and successfully removed from the borehole, and the winch was transferred to Minna Bluff for its next planned assignment with RAID. The IDP engineer onsite at Minna Bluff removed, cut, re-spooled and re-terminated the longer section of the cable back onto the winch with the assistance of two other IDP personnel who flew out for the day from McMurdo. A new cable was purchased for the IDLW and was spooled on the winch in May 2021.

Comprehensive lists of technical issues and general recommendations for the IDLW and the DLW are contained in the End of Season Reports. IDP has not deployed the USGS winch since it was transferred to IDP. It would require maintenance prior to any future deployments.

Plans

1. Maintain and upgrade the IDLW, the DLW and the USGS logging winch systems – Ongoing.
2. Investigate and design or purchase a rapid hole qualifier unit for use in RAID and other borehole logging applications – PY 2023 or beyond.

3.0 AUXILIARY EQUIPMENT



Mast Anchored, Suspended & Tensioned (MAST) Tents

In 2018, IDP worked with Fabricon LLC in Missoula, MT, to design and fabricate a tent for use with IDP's Blue Ice Drill. The tent was first deployed to Law Dome during the 2018-2019 Antarctic season and greatly improves IDP's ability to continue operations during inclement weather. In 2019, PI John Higgins from Princeton University purchased a second tent of this design for use with IDP's

Foro 400 Drill at Allan Hills, Antarctica, during the 2019-2020 season. The tent was subsequently added to IDP's equipment inventory for use on future projects. IDP refers to the tents as the MAST (Mast Anchored, Suspended & Tensioned) Tents. The MAST Tents can currently be used with the BID and Foro 400 systems. The 700 Drill will also utilize a tent of this design. Minor modifications to the 4-Inch Drill would make it compatible as well.

Cargo Ramp

In 2020, IDP worked to design a ramp for safer and easier loading and unloading of cargo at polar field sites. IDP consulted with Kenn Borek Air Ltd. to ensure the design would meet flight crew requirements and be easily adapted to Twin Otter and Basler aircraft. The ramp was assembled in early 2021 in Madison and preliminary load testing was conducted. The ramp was first deployed to the field for testing with the Tunu project in NE Greenland in spring 2022.



4.0 SYSTEM DECOMMISSIONING

In instances where substantial operational or technical issues are identified with equipment or in cases where components have aged beyond their useful life or have been replaced by newer technology in the IDP inventory, IDP seeks NSF approval to decommission and retire the equipment. Equipment is either cannibalized and useful components kept for future testing and development efforts, or the systems are disposed of per the proper channels. IDP does, however, retain certain smaller components that might be of interest for Education and Outreach work.

Items Recently Decommissioned

Over the last year, IDP decommissioned the following equipment and is pursuing disposal or transfer of the equipment per the appropriate channels:

- Original RAM Drill hose reel and related components
- P05 cable spooler – Title transferred to the NSF-sponsored IceCube program at the University of Wisconsin-Madison, NSF Award #1719277
- Blue A-frame double girder gantry crane
- Qty. 3 Dell desktop computers
- DISC Drill control room (destroyed by a storm in McMurdo Station)
- Pengo cable tensioner

Items Slated for Decommissioning

IDP is currently pursuing decommissioning of the DISC Drill system and its associated Replicate Coring components.

Deep Ice Sheet Coring (DISC) Drill

The Deep Ice Sheet Coring (DISC) Drill is a tilting-tower electromechanical drill designed to take 122 mm (4.8-inch) diameter ice cores to a depth of 4,000 m. The drill recovers cores up to 3.5 m long per run. The drill was utilized for six production seasons at WAIS Divide, Antarctica, from 2007-2013 and completed the deepest U.S. ice core ever drilled at 3405 m depth. Replicate coring operations were also successfully completed onsite (see Replicate Coring section).



Current Status

In spring 2020, all remaining DISC Drill components were returned to Madison. In 2017, IDP worked with science community representatives to complete a DISC Drill vs. Foro 3000 (see Foro 3000 section) analysis, to help determine which system should be used for the next deep U.S. ice drilling project at Hercules Dome, Antarctica. The community consensus was that IDP should pursue development of the Foro 3000 Drill.

Technical Issues

The obsolescence and the resulting inability to source replacement components, particularly electronics, was an ongoing challenge throughout operation of the drill at WAIS Divide. As much of the functionality of this drill is being replaced by the new Foro 3000 Drill, IDP initiated a discussion with the science

community in spring 2021 regarding decommissioning of the DISC Drill. A survey was also distributed to the science community in August 2021 to gauge interest in future use of the drill. Following these efforts and with the approval of the NSF, IDP will soon decommission the DISC Drill and remove it from inventory. The MECC (Mobile Expandable Container Configuration) machine shop would not be decommissioned as it is planned for use with the Foro 3000 Drill.

Plans

1. Pursue decommissioning and removal of the DISC Drill from inventory – PY 2022.

Replicate Coring

Collecting a single deep ice core from a given region makes verification of the validity and spatial representativeness of key results difficult. Furthermore, scientific demand for ice samples is unevenly distributed versus depth and the inventory of existing cores is being depleted in depth intervals of high scientific interest. The ability to obtain additional volumes of samples at selected intervals, termed replicate coring, addresses these concerns and adds value to the scientific return from ice coring.



The IDP replicate coring system for the DISC Drill functions by tilting and forcing the sonde against the drill hole wall with ‘actuators’ that push against the wall upon command from the surface. This gradually deviates the drilling out of the main borehole into the side wall and eventually into the new replicate hole. The replicate coring system was constructed in 2011. The system was tested at WAIS Divide, Antarctica, during the 2011-2012 field season. No core was obtained, but using insight from that test, IDP engineers made modifications to the sonde and carried out further testing in Madison. During the 2012-2013 field season at WAIS Divide, the system produced five azimuth and depth-controlled deviations at four target depths. A total of 285 m of excellent quality replicate ice core was recovered.

At the urging of the science community, IDP engineers undertook evaluation of a less complex replicate coring method that might be applied with the Foro 1650 and Foro 3000 Drills. A *Replicate Coring System for 98mm Electromechanical Drill – Whipstock Conceptual Documentation* report was completed, describing a more passive replicate coring approach through implementation of a whipstock device, like those used in the oil and gas industry. IDP believes this concept shows promise for successful implementation at Hercules Dome, Antarctica, with the Foro 3000 Drill.

Current Status

The replicate coring-specific equipment of the DISC Drill system was returned to IDP in Madison in 2013. IDP will soon decommission the DISC Drill and Replicate Coring components and remove them from inventory.

Technical Issues

See DISC Drill section.

Plans

1. Pursue decommissioning and removal of the DISC Drill replicate coring components from inventory – PY 2022.

Items Previously Decommissioned

In recent years, the following equipment has been decommissioned and scrapped or cannibalized:

5.2-Inch Drill - In 2018, IDP received approval from the NSF to decommission the winch used with the 5.2-Inch Drill system. The winch was sold in an online auction in September 2020 by UW SWAP (Surplus With A Purpose). In March 2021, IDP received approval from the NSF to scrap/cannibalize the remaining components of the 5.2-Inch Drill, which largely consisted of motor sections, instrument packages, screen sections with pumps, cutter heads and parts, rock drill and weight section, rock drill attachments, slide rails and screen drive tools, miscellaneous fiberglass and metal tubes, and the shipping container in which the items have been stored, as the container was no longer seaworthy or useful for IDP shipping to the polar regions. In June 2021, the container and remaining components were sold in a UW SWAP online auction.

2-Inch Drill - The 2-Inch Drill system was developed and manufactured by Glacier Data in Fairbanks, AK for rapid, near-surface core collection on the U.S. ITASE project. The maximum depth the drill reached is 42 m. A number of performance issues were noted with the drill. The system was last used in 2003. IDP engineers assembled and inspected the drill in 2015 and prepared a status report of the equipment in inventory. The system would have required extensive repair and/or redesign to be made into a useful tool. IDP decommissioned this system, as its function has now been replaced by the 2-inch Stampfli Drill system (see Stampfli Drill section).

Koci Drill - The Koci Drill, named after the late drill engineer Bruce Koci, was an electromechanical, single-barrel coring drill that was designed to operate in ice containing limited amounts of sand, silt and very small sedimentary rocks. The system included cutters with replaceable carbide inserts for drilling in mixed media ice. A non-coring rock bit and auger was used for penetrating through larger segments of rock and gravel. The drill bit was rotated via a rigid drill string by a surface-mounted electric motor mounted to a tower. Drill penetration was controlled by a feed system on the drill tower to account for

varying ice conditions. The drill produced 76-mm (3-inch) diameter cores a few tenths of a meter long. The drill sustained significant damage during its last deployment in 2009-2010. Community enthusiasm is now focused on sub-glacial rock coring. To that end, IDP purchased two shallow off-the-shelf rock coring drills (see Winkie Drill section) and has modified them to drill and core clean ice, mixed media and bedrock. The Koci Drill system has been retired as its function has now been replaced by the Winkie Drills.

Miscellaneous Equipment - A number of other stand-alone components, various tooling and support equipment have also been decommissioned. A 1000-gallon tank used at WAIS Divide for drill fluid storage and transport with the DISC Drill system was re-purposed in 2019 for fuel transport at a McMurdo Station airfield.

5.0 DRILLING FLUID

With the phase-out and banning of the production of ozone-depleting substances such as chlorofluorocarbons, a good substitute for the two-part Isopar K and HCFC 141b drilling fluid used at WAIS Divide and on several European drilling projects is a necessity for the continuation of intermediate and deep coring projects. A few possible substitutes have been identified: n-butyl acetate, dimethyl siloxane (silicone) oil, and an ESTISOL-COASOL mixture. Butyl acetate has been used by both the U.S. and the Japanese programs in the past, and is currently being used by the Chinese program, but because of the health risks associated with the chemical, IDP and the U.S. science community have decided not to use this fluid. ESTISOL-COASOL was used in the deep drilling at NEEM, in Greenland, and is again being used at East GRIP in Greenland. The mixture has a disadvantage in that ESTISOL 240, a coconut extract, could compromise biological experiments because it is a nutrient. Silicone oils have been suggested as a possible ice drilling fluid but have not been used by the U.S. community, as the oils are difficult to remove from surfaces, are expensive and may not be available in the required quantity. Both the silicone oils and the ESTISOL-COASOL mixture have the major disadvantage of being significantly more viscous at low temperatures than fluids successfully used in the past. In 2013 and 2014, a new drilling fluid emerged called ESTISOL 140, made by a company in Denmark. ESTISOL 140 is dense enough to balance the borehole without a densifier and also has only a modest increase in viscosity at temperatures as low as -55°C.

Based on positive experiences in using ESTISOL 140 by drilling colleagues in Denmark, ESTISOL 140 was chosen as the drilling fluid for the Greenland test of IDP's Foro 1650 (IDD) as well as for the SPICEcore drilling project completed at the South Pole Station.



After IDP equipment operators experienced mild headaches, minor lung and throat irritation, skin irritation and other side effects when working with the ESTISOL 140, IDP and SSEC Quality Assurance & Safety personnel initiated an investigation into the fluid's composition. IDP/SSEC worked with the manufacturer of the fluid, Esti Chem A/S in Denmark, on acquiring the latest Safety Data Sheet (SDS). The main ingredient in ESTISOL 140 is 2-ethylhexyl acetate, and evidence based on review of the Safety Data Sheet (SDS) suggests that this fluid has low toxicity. In addition, available literature on the fluid was reviewed by a UW Safety Chemical Hygiene Officer (CHO) and a University Health Services Industrial Hygienist (UHS IH). Additional improvements to Personal Protective Equipment (PPE) were recommended and implemented through the purchase of protective eyewear and new gloves and aprons to be worn over the drilling suits. These efforts primarily focused on reducing the amount of fluid that ends up on the equipment operators' work suits and identifying a glove that is more chemically resistant to the ESTISOL 140.

Following the Greenland field test in 2014, IDP also made substantial modifications to the Foro 1650 ventilation system, including the addition of active ventilation components for the driller control room to ensure continuous air flow and to induce an air flow pattern that pulls room air down and away from the occupants' breathing area and workspace. The system uses an energy recovery ventilator (ERV) and two inline duct heaters to circulate enough air to replace the volume of air inside the control room every 67 seconds (53 times/hour). An air monitoring sensor that had been shown to work down to -40 °C was identified through RAECO, a distributor of detection instrumentation, and after further discussion with the UW Health and Safety professionals, an Ion Science PhoCheck Tiger detection unit was procured for use with the ESTISOL 140.

IDP completes safety assessments for all of its drill systems. For large field drilling projects such as the WAIS Divide Ice Core Project and the SPICEcore Project, IDP also institutes seasonal startup, daily and weekly safety checks of equipment and operations while in the field. This includes the measuring of fluid vapor levels and recording of the results. Following improvements to the drill structure's ventilation system and to the available PPE, side effects from use of the fluid abated a bit but were still present during operations at the South Pole. IDP continued its discussions with UW Health & Safety personnel, the fluid manufacturer, and the equipment operators, but all sources indicate that while the fluid is an irritant, it is not toxic. For future drilling projects where the borehole needs to remain open, IDP would like to identify an alternative fluid to use in place of ESTISOL 140. A good replacement has not yet been identified, however, IDP continues to discuss this issue with its international colleagues. ESTISOL 140 is also used with the RAID system.

In 2014, under the direction of former IDP Industry Liaison Bill Eustes, student Benton Ellis at the Colorado School of Mines (CSM) conducted a study of potential ice core drilling fluids, analyzing temperature versus viscosity and density from minus 60 °C to 10 °C. Seven candidate fluids were tested, many of which are used in the petroleum mining industry, and Ellis presented the results at the 2014 IDP TAB meeting. Results of the study showed that viscosity is highly dependent upon temperature, getting

thicker with lower temperatures, that there is a temperature at which the viscosity rises nonlinearly, and that density generally varies linearly with temperature. The international ice drilling community also continues to actively pursue good candidate drilling fluids. Several papers in the *Annals of Glaciology* Vol 55, No 68, 2014, discuss the pursuit of identifying new fluids. SSEC Quality Assurance & Safety, along with UW Environmental Health and Safety (EHS) and IDP engineering, also conducted an evaluation of three candidate fluids for use with the ASIG Drill. The three fluids tested included EFC Crystal 180, EFC Crystal 205ST, and Isopar K. The two EFC Crystal fluids are refined mineral oil and would be new to this application for the IDP group. Isopar K is a naphtha and was used with HCFC 141b by IDP for the DISC Drill project at WAIS Divide, Antarctica. The three chemicals were evaluated to assess the impact to the health and safety of the equipment operators as well as the logistical issues with shipping the chemicals. During this evaluation, no red flags were identified that would rule out the use of any of these chemicals for this application. Safety Data Sheets were reviewed, odor testing was conducted, packing and shipping requirements were researched, and chemical compatibility testing was conducted on various types of gloves. Overall, none of the possible replacements were found to raise concerns in polar drilling applications. The fluids were also found to present less of an odor issue than the ESTISOL 140 mentioned above. For more information on this testing, interested parties may contact IDP. IDP used Isopar K, without the addition of a densifier, for the first deployment of the ASIG Drill in 2016-2017 and with the recent deployments of the Winkie Drill in 2016-2020, as there was no requirement that the holes needed to remain open (i.e. hydrostatically balanced).

With deep (i.e. >1,000 m) drilling in very cold regions in East Antarctica likely in the future, IDP will continue to work with its international colleagues on cold temperature drilling fluids.

Current Status

While there are currently available drilling fluids, none are ideal for drilling at very cold sites. Several papers have been published about potential fluids and can be found on IDP's Icedrill.org website at: <https://icedrill.org/library/drilling-fluids>. While use of ESTISOL 140 is advantageous for maintaining the borehole, the fluid's strong odor and tendency to readily vaporize in warmer areas, such as the drilling control room and facilities used to dry driller clothing, will lead IDP to continue looking for alternative fluids for future projects. IDP remains in discussion with its international colleagues on this matter. In April 2018, IDP-WI shipped samples of three fluids to CSM for further testing, including Isopar K, Crystal 205ST and Crystal 200. CSM also planned to test a number of new Calsia drilling fluids manufactured by Calumet Specialty Products Partners, L.P. The CSM team investigated the suitability of a solid based density increasing agent for ice coring and drilling fluids. Micromax is an Elkem ASA product used in maintaining drilling fluid density. It consists of microspherical manganese tetraoxide particles with a SG of 4.7 to 4.9 and an average particle size of 1 micron. The CSM team tested the premise that micro-sized particles of colloidal size would stay in suspension in the viscous cold fluids. The team tested the Micromax weighting agent in Calsia 62 and Calsia 100 (from Calumet), Crystal 205ST and Crystal 200 (identified and sent to CSM by IDP for testing), and the currently used Estisol 140 (also from IDP) and

Isopar K (from the National Science Foundation Ice Core Facility or NSF-ICF). Tests were made with clean fluid for temperature related rheology and density effects. A second set of tests were made with a batch of the Micromax mixed into the six fluids to meet a SG of 0.92 for temperature related rheology and density effects.

The CSM team noted challenges in getting the mixture to shear even with a drilling fluid company-donated wetting agent. Upon intense shearing for two hours, the mixtures were allowed to sit at room temperature. The Micromax fell out of suspension within a day, leaving the test tubes indelibly stained. A conjecture was that colder fluids would be more viscous and hold the particles in suspension. The team took the six samples with the Micromax and six without Micromax to the NSF-ICF in Lakewood, CO, for testing in the -22 °C lab. Within a day, the same settling was observed. Therefore, the team concluded that this particular material was not shearing small enough to affect a non-settling suspended state and therefore failed to meet the premise. Solid based density agents still show potential, but the right material must be identified. A solid based material is logistically more easily transported and likely of smaller volume than drilling fluid (A. Eustes, personal communication, April 23, 2020).

Technical Issues

Drilling fluids should, among other things, be non-hazardous, have low viscosity at very low temperatures, and not inhibit or complicate biological studies.

Plans

1. Continue to work with U.S. and international colleagues to investigate alternative drilling fluids – Ongoing.
2. Provide proper Personal Protective Equipment (PPE) for drill system deployments and operator safety – Ongoing.

6.0 RESPONSES TO TECHNOLOGY PRIORITIES FROM THE LONG RANGE SCIENCE PLAN 2022-2032

IDP notes the following guiding principles for development of drilling technology expressed in the U.S. Ice Drilling Program Long Range Science Plan 2022-2032:

- Designs require that the supporting logistical needs do not impede execution of the science.
- While developing the science requirements, logistical issues such as weight, size, costs, and time for development, must be clearly defined and transparent at the initial stage of planning. Scientists and engineers working together through IDP must assess the impact of changes as they arise during the engineering design and fabrication process.
- Drills, major drilling subsystems, and accompanying technology must be developed with consideration of potential use in future projects. The drills and technology must be versatile and well documented so that they can be used, maintained, and repaired by other engineers.
- Major drilling systems (e.g., sondes, winches, control and other major electronics systems) should be fungible to the maximum extent possible. Major component interchangeability and logistical agility should be essential deliverables for all new drilling technology projects.
- Engineering design teams must include individuals with field experience using appropriate ice drilling technology and/or other relevant field experience.
- Heavy traversing capability is urgently needed to improve access to many scientifically important regions of the Antarctic and Greenland Ice Sheets.

These principles have been and are being adhered to during IDP's development and maintenance/upgrade projects – most recently in the modification and upgrade of the Winkie 1 Drill system, building of the Winkie 2 Drill system, fabrication of the Foro 3000 Drill, design of the 700 Drill and in iterations between IDP and community scientists in establishing new or updated Science Requirements for a variety of systems. IDP also works closely with both the Arctic and Antarctic logistics providers to ensure that ease in transport of IDP equipment and logistical support of IDP projects is achievable. Through IDP's collaboration with the science community and IDP's Science Advisory Board, IDP ensures that the drilling systems and technologies it develops will directly support the priorities outlined by the NSF and by the community. IDP has on staff several project managers, engineers and field support personnel with extensive field experience. This allows for the pursuit of practical and polar-ready designs and equipment.

Recommended technology investments in the U.S. Ice Drilling Program

Long Range Science Plan 2022-2033

The IDP Science Advisory Board and the broader polar science community have identified high-priority investments in drilling technology that are needed to achieve the science goals planned for the next decade (see pages 4-5). IDP works to plan its investments in technology within the time frames listed in the Long Range Science Plan, however, NSF ultimately determines the timelines for such investments. IDP's annual scope of work and schedule are influenced by several factors, including:

- Timing of funded and planned proposals
- Definition of science requirements
- State of the technology to meet the requirements
- Availability of personnel
- Availability of funding

The following are the recommended technology investments, as listed in the U.S. Ice Drilling Program Long Range Science Plan 2022-2032, together with the corresponding IDP action taken or to be taken.

Priority 1 (needed this year):

1. *Maintain and upgrade agile equipment in inventory, including: Hand Augers, Sidewinders, the Foro 400 Drill, the 4" Electromechanical Drills, the 3" Electrothermal Drill, the 3.25" Badger-Eclipse Drills, the Stampfli Drill, Logging Winches, the Small Hot Water Drills, the Blue Ice Drill, the Prairie Dog, the Agile Sub-Ice Geological Drill (ASIG), the Rapid Air Movement Drill (RAM) Drill, and the Winkie Drills.*

IDP action: These systems will be maintained and upgraded as a high priority. This is a major focus of this Plan – see related content for each drill system in section 2.0 above as well as in other points of this section below.

2. *Acquire, develop, or adapt a drill rig with increased agility and safety for retrieving rock core from beneath 200 m of ice.*

IDP action: Through experience with the Winkie and ASIG Drills, along with iterative discussion between IDP and science community members, it has become clear that the drills in IDP inventory for retrieving rock cores from under 100 m and under 700 m of glacial ice are not optimal logistically for retrieving cores from under 200 m of ice, which is an important depth for understanding the first two feet of estimated sea level rise from current melting of the Greenland Ice Sheet. The IDP Science Advisory Board identified this need as a Priority 1 item in the IDP Long Range Science Plan 2022-2032. With NSF support from both the Arctic and Antarctic sections, IDP has been given approval to pursue purchase of a 200 m rock coring rig. IDP is working with the University of Wisconsin Purchasing Services in summer 2022 to release a

Request For Proposal solicitation to rock coring drill vendors. IDP aims to select a vendor and purchase a rig in late 2022 and would make necessary modifications to the system to allow for polar drilling applications.

3. *Develop the Conceptual Design for collecting a small amount (10 cm – 1 m) of sub-ice rock using an intermediate or deep ice core drill in a fluid filled hole, for example the Foro 3000 Drill.*

IDP action: In late PY 2022, IDP plans to iterate with community scientists on formulation of applicable Science Requirements. IDP will then use that information to develop a Conceptual Design document for review by members of the science community. This document may be initiated in PY 2023, but may be delayed due to IDP's support of a backlog of field projects following two years of COVID-related field work delays.

4. *Continue construction of the 700 Drill.*

IDP action: System purchases were initiated in spring 2022 and will continue in PY 2023. While the electronics control system design will largely mimic that of the Foro 1650 and Foro 3000, IDP is considering minor changes to the electronics like adding a central micro-controller to the control box and possibly a touch screen on the console.

5. *Develop the updated IDP Conceptual Design and Detailed Design for a clean Scalable Hot Water Drill that minimizes its logistical footprint including fuel supply.*

IDP action: Further work on clean Scalable Hot Water Drill actions are pending NSF approval.

6. *Investigate a lighter weight source of power to replace generators for drilling systems, in order to ease demand on logistics, including renewable energy.*

IDP action: Two of the drills in IDP inventory currently have solar operation capability, including the Badger-Eclipse Drills and the Stampfli Drill. It is possible that this technology could be adapted to run other equipment in the IDP inventory. IDP conducted an initial analysis of lighter weight power sources and generator alternatives as part of the 700 Drill Detailed Design. IDP will also initiate discussion on this topic with its Technical Assistance Board and with others in the drilling community and will pursue the design or purchase of power sources with low logistical demand as resources, funding and NSF approval permit.

7. *Finish building a second Blue Ice Drill for wide-diameter drilling to 200 m.*

IDP action: Due to increased interest in use of the Blue Ice Drill (BID), IDP initiated fabrication of a second BID-Deep system in late PY 2016 and made continued progress throughout PY 2017. While the second BID is largely a replica of the original and very successful BID design, minor beneficial modifications and upgrades will be made in conjunction with building of the second system. Most of the cost in fabricating a second system lies in the purchase of capital equipment and materials, however engineering effort is also needed for re-initiating contact with the

component manufacturers, as the original BID was built over a decade ago back in 2009-2010. A few additional equipment purchases were made in early PY 2018, but the project was subsequently put on hold to redirect personnel and funds to other higher priority systems. Recent requests to use the BID have been accommodated with the existing system. IDP will complete fabrication of the second BID-Deep system as NSF and community field work priorities dictate.

8. *Finish the Conceptual Design and begin the Detailed Design for replicate coring for the Foro 3000 Drill.*

IDP action: In 2018, IDP completed an initial analysis of replicate coring methods suitable for an electromechanical drill. Summary of the research and a description of use of a whipstock device were outlined in a report titled *Replicate Coring System for 98mm Electromechanical Drill – Whipstock Conceptual Documentation*. As staffing allows, IDP would revisit that paper and flesh out details for how to implement these concepts with the Foro 3000 Drill. The Detailed Design would be reviewed by science community members and the NSF prior to any equipment fabrication taking place.

9. *Develop the Detailed Design for a clean hot water basal ice coring mechanism for a hot water drill.*

IDP action: In 2020, the University of Nebraska-Lincoln (UNL), under a subaward from IDP-Dartmouth, developed the Conceptual Design for such a hot water coring sonde. The Conceptual Design was reviewed, and several improvements were identified. UNL intends to pursue the Detailed Design and construction of the sonde through a future NSF proposal they will submit.

10. *Evaluate options for new drilling fluids for future ice and rock drilling projects.*

IDP action: Discussion on drilling fluid research and use is regularly included at the IDP Technical Assistance Board (TAB) Meetings and at other drilling community meetings. Discussion also occurred at the 8th International Ice Drill Symposium in fall 2019 in Copenhagen, Denmark. IDP remains in contact with Professor Bill Eustes at the Colorado School of Mines, who has conducted tests of candidate fluids and weighting agents. Consideration of fluid cost, availability, conductivity, viscosity, etc. remains part of the ongoing conversation. Former IDP Driller and PhD chemist Dave Ferris also provided IDP with notes from his research on potential new drill fluids. Related research papers are available at <https://icedrill.org/library/drilling-fluids>.

Priority 2 (needed in the next 3 years):

11. *Build a Scalable Hot Water Access drill for creating access holes in ice that has modular capability for clean access.*

IDP action: In PY 2014, science requirements for a Scalable Hot Water Drill (SchWD) were formalized. IDP subsequently completed engineering requirements for the system, completed a conceptual design and conducted both internal and external reviews of the concept in PY 2014. In May 2016, a proposal was submitted to the NSF for construction of the SchWD system. In late 2017, IDP engineers drafted a report outlining a preliminary evaluation of how a hot water sanitation unit could be adapted to the SchWD design. The SchWD proposal was declined by the NSF in March 2018, however future development of the drill is still anticipated, due to community interest. Pending NSF approval, the next likely step is to update the previous Conceptual Design and then complete a detailed Engineering Design, following updating of the Science Requirements by the science community.

12. Investigate improving ice core quality (drilling fluid or other mechanisms) for drills used in Blue Ice Sites, e.g. FORO 400 and BID.

IDP action: IDP has implemented minor modifications to the BID in previous years to try to improve core quality at greater depths and at blue ice sites. A dedicated investigation should be undertaken to determine if additional modifications can be implemented or if a redesign of certain BID components is necessary. IDP has also discussed drilling in shallow fluid columns with its international colleagues. See #19 below.

13. Identify procurement source and cost for potential purchase of a rapid hole qualifier (temperature and caliper) for field scientist use in borehole logging applications.

IDP action: IDP does not currently maintain any borehole logging tools within its inventory. Investigation into the design or purchase of a hole qualifying tool for use with IDP drill systems would be pursued in conjunction with IDP's maintenance and upgrade of the logging winches in inventory. IDP's international colleagues in both Denmark and Australia have designs for rapid qualifiers that they are willing to share with IDP.

14. Resolve deep logging winch electrical noise issues.

IDP action: In response to recommendations noted by IDP equipment operators in the 2016-2017 WAIS Divide End-of-Season Report and the 2017-2018 Minna Bluff End-of-Season Report, IDP initiated an investigation into the electrical noise issues experienced when borehole logging tools are attached to the IDP Deep Logging Winch. IDP engineers drafted a Deep Logging Winch EMI Mitigation Report, outlining the background of the situation, previously implemented mitigation efforts, further testing required and initial estimates for additional modifications. IDP implemented and tested a number of minor changes to the equipment but did not observe any noticeable improvement. Efforts will continue as resources allow to further investigate and mitigate this issue.

- 15. Establish the IDP Science Requirements for identification and planning of borehole maintenance and fluid maintenance over time.*

IDP action: IDP will iterate with community scientists on formulation of the applicable Science Requirements.

- 16. Establish the IDP Science Requirements for removing (or lowering) drilling fluid from a borehole (for example for freezing in a sensor).*

IDP action: IDP will iterate with community scientists on formulation of the applicable Science Requirements.

Priority 3 (needed in 3 to 5 years):

- 17. Continue investigation and modifications of the RAM 2 Drill to achieve the 100 m depth goal reflected in the system Science Requirements.*

IDP action: Based on IDP testing of the new RAM 2 Drill components at Raven Camp, Greenland in summer 2018 and at WAIS Divide during the 2019-2020 field season, several component modifications have been made. IDP will review a range of additional options. These will include small engine options that can provide higher air flow, casing options that can reduce airflow demand, and a review of vacuum as an alternative to compressed air. In the near term, the RAM 2 components will be used with the original RAM air compressors to complete the upcoming GHOST project on Thwaites Glacier in Antarctica.

- 18. Establish the Science Requirements for retrieving sidewall ice samples at specific depths in an existing borehole without using an ice coring drill.*

IDP action: IDP will iterate with community scientists on formulation of the applicable Science Requirements.

- 19. Create a feasibility paper for using shallow drill fluid columns for ice coring.*

IDP action: IDP discussed the practice of drilling with shallow drill fluid columns during the 8th International Ice Drill Symposium as well as at the 2019 IDP Technical Assistance Board Meeting. IDP's international colleagues note limited success in practice and have provided IDP with field data. There are limits to benefits of engineering analysis given the wide range of variables and unknowns with ice conditions. Actual field testing is a logical next step. IDP has also purchased off-the-shelf devices to record vibration downhole during drilling and is working to analyze some initial vibration data collected with the Eclipse Drill during the 2019-2020 Antarctic season. Such data could help inform drill design or modifications that may reduce the stress induced in the ice during cutting.

7.0 FIELD SUPPORT OF SCIENCE PROJECTS

IDP-supported field work was largely postponed by the COVID-19 pandemic between March 2020 and April 2022. During the pandemic, IDP remained active in planning future field work with the NSF, PIs, ASC and Battelle ARO. IDP continues to provide researchers with Letter of Support/Scope of Work (LOS/SOW) documents for inclusion in their proposals to the NSF. IDP field support generally consists of assisting PIs with planning field activities, providing equipment for the projects, and providing a field crew for the operation of the equipment. In early 2022, field project planning ramped back up and as of mid-May 2022, field deployments have resumed.

Field projects are typically one to three seasons long and are usually defined only a year or two prior to their execution. Typically, during a fiscal/program year, IDP might have six to ten projects being actively supported with half of them in the field and the other half in the planning/preparation phase of the project. A backlog of field projects created by COVID-19 delays may require the deployment of additional personnel over the next several years. A summary of planned and potential equipment assignments can be found in Appendix 1. Additional detail on completed, current and upcoming field projects supported by IDP can be found in the Fieldwork section of the IDP website, located at: <https://icedrill.org/fieldwork>.

8.0 EXPENDITURES

The Ice Drilling Program currently operates under a 5-year Cooperative Agreement with the NSF. The prime award is to Dartmouth College, with subawards to the University of New Hampshire and the University of Wisconsin. Annual budgets are estimated based on the proposal budgets tentatively approved by the NSF but are subject to annual negotiation. Final determination of the IDP annual budgets will determine how much funding is available for equipment development and maintenance and upgrade of ice drilling and related equipment associated with the science outlined in the U.S. Ice Drilling Program Long Range Science Plan 2022-2032. Appendix 2 outlines current development and maintenance and upgrade expenditures for PY 2022 (November 1, 2021 – October 31, 2022).

Once equipment is ready for use on science projects, routine maintenance and incremental upgrades are required as the equipment becomes damaged or worn or modifications are identified that will improve performance. Annual expenditures for this maintenance and upgrade function have increased each year, as the number of drills in the IDP inventory increases. IDP is cognizant of this issue and continues to decommission equipment that is no longer desired by the science community.

Annual expenditures for operations supporting field projects vary depending on the science projects funded by the NSF. Preparation and shipping of equipment for very simple projects typically only require IDP expenditures of \$3,000-\$5,000. Large, multi-year projects have historically required IDP expenditures of \$400,000-500,000 per field season. Labor for deploying in-house staff and for an agreed upon number of part-time equipment operators is included under the IDP base subaward funding. In PY

2023, supplemental funding is anticipated to help support a backlog of field projects and the deployment of additional equipment operators.

9.0 CUTTING EDGE TECHNOLOGY OPPORTUNITIES

IDP is committed to continuous improvement and streamlining of operations regarding the design of new equipment, the maintenance and upgrade of existing equipment and the operation of drilling and logging equipment in the field. IDP routinely works to consider and evaluate cutting edge technologies that could minimize downtime and reduce component and system weights and footprints, fuel consumption and logistical requirements. IDP engineers have identified the following potential technologies (in no priority order), that could have positive impacts on NSF-funded science programs, if pursued.

1. Ice Well – A shallow, prototype ice well was established by IDP engineers near Madison, WI. A larger, deeper and easily accessible ice well would prove extremely valuable during the design and testing of equipment. This would help ensure designs are vetted and field deployments are successful.
2. Cold Room – Similar to an ice well, a cold room or freezer lab would prove invaluable for component testing. IDP occasionally rents a small, portable freezer unit when necessary. In addition, the use of clear ice blocks combined with a high-speed camera would allow IDP to clearly evaluate cutter head geometry as well as any flexion in the drill barrels and heads. The addition of strain gauges and/or accelerators with data acquisition would provide for even more comprehensive testing.
3. Composites – Further investigation and testing of the feasibility of using composites, such as fiberglass and carbon fiber, for chips chambers, core barrels, or structural components could expand design options and reduce drill system weight and cost.
4. Drill Fluids – Lab and field testing of potential new drilling fluid options could simplify drill system design (e.g. ventilation) and the need for PPE.
5. Battery Power – Research into the application of onboard battery power for downhole equipment could reduce system complexity, cable diameter and weight of associated surface infrastructure. Battery powered augers could also be explored. IDP briefly considered battery power to reduce weight and simplify implementation of the ASIG Drill chips bailer, but implementation falls outside of the current scope of system maintenance.
6. Wireless – Research into the feasibility of wireless communication between the surface and drill sondes could reduce system complexity.
7. Drill Tents – Development/procurement of a more robust version of the Mountain Hardwear tents for use with the Eclipse Drills could reduce tent maintenance required after drilling seasons.

8. Automation - A large portion of required cargo for field campaigns is to support personnel in the field. Automation of certain drill system functions could reduce the number of operators required and thus dramatically reduce required field logistics.
9. Packaging – Research into lightweight packaging technologies appropriate for IDP applications could reduce system weight and improve portability.
10. Power Sources – Research into the following areas:
 - Engines – Research into the latest-technology engines that are lightweight and efficient with potential applications as prime movers for hydraulic and compressed air systems could reduce system weights and footprints.
 - Solar Power Generators – This technology is advancing quickly, and research could prove very useful for reducing logistical footprints, fuel consumption and emissions. While the current power output does not quite meet the requirements of the larger drills in IDP inventory, this lightweight option should be further evaluated for the dramatic reduction in fuel it could provide.
 - Hybrid Power Sources – The drilling process inherently requires uneven power loads i.e. high loads during tripping to the surface but low loads during descent and coring. A hybrid power source utilizing a battery to meet power spikes could reduce the overall size of a generator and therefore fuel requirements and weight. This infrastructure also easily lends itself to renewable energy sources such as wind or solar for energy production.
11. 3-D Printing – Implementing a 3-D printer at IDP would allow engineers quick-turnaround on prototype parts and in some cases production parts. Quick and inexpensive printing of such parts would also aid in evaluation of component potential for field use.
12. SLLID – Further design and modifications are required to optimize the Sediment Laden Lake Ice Drill to make it more portable.
13. Microturbines – Research into microturbine generators as heat and electrical sources for hot water drilling operations could provide lightweight options when compared to traditional diesel generators.
14. Thermal Regulation – Research into the latest technology for implementation of thermal regulation for the IDP Thermal Drill could reduce burnout of heat rings and could also reduce the need for IDP operators to deploy with the system, thereby reducing field project logistics.
15. Rapid Access – Research into lightweight, mechanical rapid access drilling leveraging the latest technology developed by the British Antarctic Survey could prove beneficial for the U.S. science community.
16. Lasers – The use of lasers for extracting ice samples from borehole walls is being explored by the community. This technology could be implemented for coring, replicate coring, directional drilling, etc. in the future.

17. Shallow Wet Drilling – Procuring wet drilling components from Icefield Instruments for the IDP Eclipse Drills or designing and fabricating wet drilling components for the IDP Foro 400 Drill could allow for the collection of higher quality cores at greater depths (e.g. 300-400 m).

10.0 ACRONYMS

AFT	Antarctic Field Trial
ARA	Askaryan Radio Array
ASC	Antarctic Support Contract (Antarctic logistics provider)
ASIG	Agile Sub-Ice Geological (Drill)
BID	Blue Ice Drill
BFC	Berg Field Center, located in McMurdo Station, Antarctica
CFM	Cubic Feet per Minute (of airflow)
CHO	Chemical Hygiene Officer
CSM	Colorado School of Mines
DES	DOSECC Exploration Services, LLC
DISC	Deep Ice Sheet Coring (Drill)
DLW	Deep Logging Winch
EFC	Environmental Fracking Compound
EMI	Electromagnetic Interference
ERV	Energy Recovery Ventilator
HCFC	Hydrochlorofluorocarbon
IDD	Intermediate Depth Drill
IDDO	Ice Drilling Design and Operations (now IDP-WI)
IDLW	Intermediate Depth Logging Winch
IDP	Ice Drilling Program (formerly IDPO-IDDO)
IDPO	Ice Drilling Program Office (now IDP)
IDP-WI	Ice Drilling Program at the University of Wisconsin-Madison (formerly IDDO)
IH	Industrial Hygienist
ISO	International Organization for Standardization
ITASE	International Trans-Antarctic Scientific Expedition
MECC	Mobile Expandable Container Configuration
NSF	National Science Foundation
NSF-ICF	National Science Foundation Ice Core Facility
PI	Principal Investigator
PICO	Polar Ice Coring Office
PPE	Personal Protective Equipment
PY	Program Year (formerly 'FFY' for Federal Fiscal Year; term used after Nov. 1, 2014 to signify that the IDP fiscal year does not sync with the Federal Fiscal Year)
RAID	Rapid Access Ice Drill (University of Minnesota-Duluth and University of California-San Diego)
RAM	Rapid Air Movement (Drill)
SAB	Science Advisory Board
SchWD	Scalable Hot Water Drill
SDS	Safety Data Sheet
SHWD	Small Hot Water Drill

SIPRE	Snow, Ice and Permafrost Research Establishment
SLLID	Sediment Laden Lake Ice Drill
SPICEcore	South Pole Ice Coring Project
SSEC	Space Science and Engineering Center
SWAP	UW Surplus With A Purpose (program)
TAB	Technical Assistance Board
USGS	United States Geological Survey
WAIS	West Antarctic Ice Sheet

Appendix 1 – Long Range Project Schedule

View this table at: <https://icedrill.org/equipment/availability>

Legend:

Planned Field Project	
Proposed Field Project	
System In Development	
Planned Maintenance/Upgrade (Equipment Not Available)	
System Available	
System Not Available	

Equipment	PY 2023		PY 2024		PY 2025		PY 2026		PY 2027	
	2022-2023 Antarctic	2023 Arctic	2023-2024 Antarctic	2024 Arctic	2024-2025 Antarctic	2025 Arctic	2025-2026 Antarctic	2026 Arctic	2026-2027 Antarctic	2027 Arctic
4-Inch Drill 1										
4-Inch Drill 2										
Agile Sub-Ice Geologic Drill										
Badger-Eclipse 1 [1]	Re-scheduled from 2021-2022									
Badger-Eclipse 2 [1]	2 projects funded at same location									
Badger-Eclipse 3	TBD									
BASE Drill [2]										
Blue Ice Drill/Blue Ice Drill-Deep 1	Re-scheduled from 2020-2021									
Blue Ice Drill/Blue Ice Drill-Deep 2	TBD									
Chipmunk Drill										
DiSC Drill	Planned for decommissioning and removal from inventory.									
DiSC – Replicate Coring System	Planned for decommissioning and removal from inventory.									
Drill Fluid Development	TBD									
Foro Drill - 400 m	Re-scheduled from 2021-2022		1 funded; 1 proposed							
700 m Drill										
Foro 1650 Drill (Intermediate Depth Drill)	(shipping to ANT)									
Foro Drill - 3000 m			(shipping to ANT)							
Hot Water Corer	TBD									
Logging Tower										
Logging Winch - IDP Intermediate Depth										
Logging Winch - IDP Deep										
Logging Winch - USGS										
Prairie Dog										
Pressure Vessel										
Rapid Hole Qualifier	TBD									
RAM (Rapid Air Movement) Drill	Re-scheduled from 2021-2022		Re-scheduled from 2022-2023							
Scalable Hot Water Drill	TBD									
Sediment Laden Lake Ice Drill										
Small Hot Water Drill 1	Re-scheduled from 2021-2022		Re-scheduled from 2022-2023							
Small Hot Water Drill 2										
Stampfli 2-Inch Drill		1 funded; 2 proposed								
Thermal Drill 1										
Thermal Drill 2										
Winkie Drill 1	Re-scheduled from 2020-2021									
Winkie Drill 2	Re-scheduled from 2021-2022									
Sidewinder (5 available)		2 funded; 2 proposed		1 funded; 1 proposed						
Hand Auger, 3" IDDO (8 available)	1 proposed	3 funded; 1 proposed	1 funded; 1 proposed	1 funded; 1 proposed						
Hand Auger, 4" IDDO (3 available)		1 proposed								
Hand Auger, SIPRE (6 available)		2 funded								

[1] Solar/wind power capabilities available.

[2] Basal Access and Subglacial Exploration (BASE) Drill Development approved by NSF in February 2022.

Appendix 2 – Current Estimated Budgets for Development and Maintenance & Upgrade Work

Development or Maintenance & Upgrade Project	PY 2022 (Current) [4]
700 m Drill [1]	721,100
4-Inch Drill	0
ASIG Drill	29,143
Badger-Eclipse Drill	0
BASE Drill (Basal Access and Subglacial Exploration) [2]	0
Blue Ice Drill	50,212
Drilling Fluid Research	35,177
Environmental Impact Reduction Projects [3]	34,023
Foro 400 Drill	42,973
Foro 1650 Drill	58,949
Foro 3000 Drill	345,000
Hand Augers	85,456
Logging Winches	22,303
RAM Drill Upgrades	9,029
Rock Basal Sediment Feasibility Study	11,700
Science Requirements	6,000
Stampfli Drill	33,464
Thermal Drill	27,615
Winkie Drill	68,858
TOTAL COSTS	1,581,000

[1] Detailed Design completed and favorably reviewed. NSF approval to move forward with fabrication received in February 2022. Fabrication initiated in June 2022.

[2] Drill development approved by NSF in February 2022. Purchase of commercial base rig anticipated in late PY 2022 or early PY 2023. Adaptations for polar drilling to be made in PY 2023.

[3] Work largely descope in PY 2022 due to staffing limitations.

[4] Budgets reflect original PY 2022 project budgets as reflected in the PY 2022 annual Program Plan; subsequent change requests are not reflected.

NOTES:

Budgets are subject to change based on levels of NSF funding and the number of deployments/associated required maintenance for each system.

Individual project totals are subject to change due to COVID-19 impacts.

Equipment Development	
Maintenance & Upgrade	